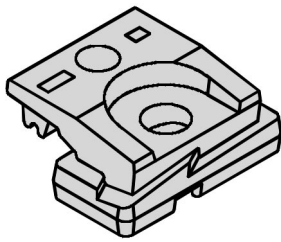
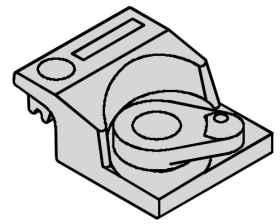


41/035

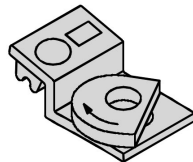


71/075

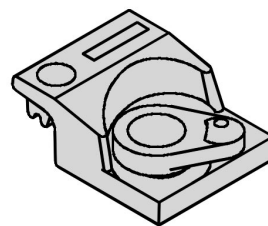
**BOLTABLE
CLIPS RANGE**



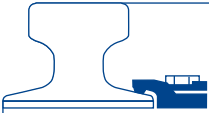
41/075



51/015



41/125



PATENTED BOLTABLE CLIPS

General characteristics

Clips consist of an assembly of 2 main components, each with relative displacement.
Clips are fastened on their support by through bolt or welded stud.

Main part provided with a vulcanize-bonded nose in synthetic elastomer, applying a downwards force on the rail foot.

- **Series 40** clips : provided with a helical rotating washer prohibiting an improper installation.
- **Series 50** clips : provided with a self-locking cam.
- **Series 70** clips : provided with two pieces interacting by double wedge system.

Some of these clips can be fastened with welded studs.

All components are made from high grade materials (500-600 N/mm²).

Technical advantages

Total rail side adjustment range, during and after mounting, from 10 to 15 mm, according to the clip type.
Lateral self-locking system allowing fastening under side loads from 15 up to 250 kN, according to the clip type.

Elastomer vulcanize-bonded nose on the upper part allows :

- ◆ accommodation of rail and girder tolerances;
- ◆ suppression of fatigue effects on bolts;
- ◆ elimination of bolts loosening;
- ◆ the control of axial movement of a broken rail;
- ◆ a pre-compression of the underlying pad.

Vulcanization on the metallic part guarantees a nose adhesion throughout adverse conditions.

Reduce noise and vibrations.

No maintenance.

Mounting

For clip mounting procedures, please refer to the appropriate data sheets that are supplied on delivery of the material.

Tightening must be done by means of an adequately calibrated torque wrench. The use of an impact wrench is prohibited.

For more detailed information, please contact us.

Corrosion protection

- **Series 40** clips : normally supplied hot dip galvanized 70 microns.
- **Series 50** clips : as an alternative, both parts can be hot dip galvanized 70 microns.
- **Series 70** clips : as an alternative, both parts can be hot dip galvanized 70 microns.

The support may be protected by a paint system. However, under the clip, the protection must be restricted to one primer coat with a maximum thickness of 40 microns.

In case of further painting protection, the use of solvents is prohibited.

Available standard clips

41/035 - 41/075 - 41/125 - 51/015 - 71/075.

Special clips are available or can be developed for particular applications, please contact us.

We reserve the right to discontinue or change specifications or design at any time without prior notice and without incurring any obligation whatsoever.

GANTRY MIDDLE EAST Ltd

P.O.B. 1022 - Fujairah - U.A.E. • Tel. +971(0)9 222 89 00 • Fax +971(0)9 222 89 01

E-mail : gantry@me.gantry.com - <http://www.gantry.com>

Member of the Group
GANTRY

