



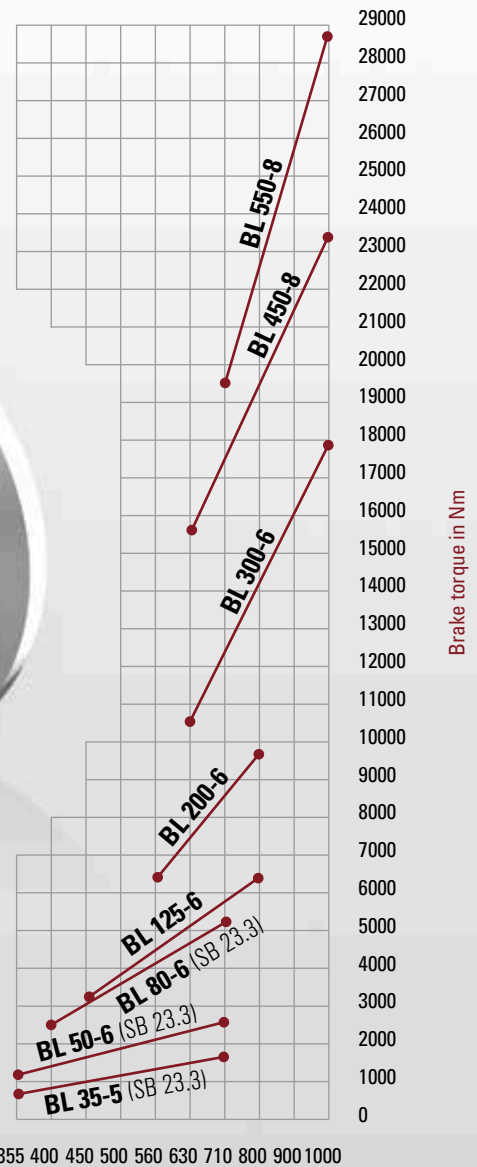

DISC BRAKES WITH THRUSTER BUEL®
BRAKING UNLIMITED

Made in Germany

DISC BRAKES WITH THRUSTER BUEL®

PINTSCH BUBENZER

Disc Brake SB 28.3 / SB 23.3 with BUEL®



PINTSCH BUBENZER
is certified according to
DIN EN ISO 9001:2015

Brake disc diameter in mm



Easy Maintenance



High Performance



Reliable



Robust Design



Self-Centering

Description SB 28.3 / SB 23.3 with BUEL®



Main Features

| |
|---|
| Limit switch release control |
| Manual release lever with or without lock |
| Self-centering of brake arms by cam disc and roller |
| Automatic wear compensator |
| Sintered linings for high friction speeds |
| Continuously adjustable brake spring with torque scale and wear bushing enclosed in a spring tube |
| Stainless steel pins and spindles |
| W-execution (special anti-corrosion protection) |
| Maintenance-free bushings in all hinge points |
| Symmetric design |
| Parallel air gap when brake is released (no tipping of the brake shoes) |

Options

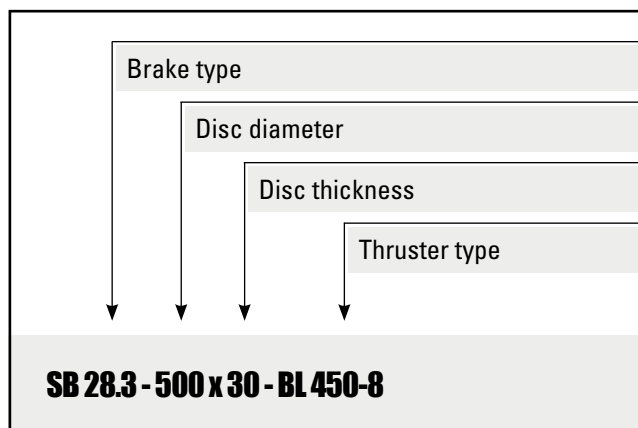
| |
|-----------------------------------|
| Limit switch wear control |
| Limit switch manual release |
| Monitoring systems (e.g. VSR/CMB) |
| Brake disc with hub or coupling |

BUEL® Thrusters, Technical Data

| Thruster Type | Power (W) | Curr. (A) at 400 V | Weight (kg) |
|---------------|-----------|--------------------|-------------|
| BL 35-5 | 350 | 0,6 | 16 |
| BL 50-6 | 450 | 0,7 | 16 |
| BL 80-6 | 600 | 1,3 | 21 |
| BL 125-6 | 650 | 1,4 | 24 |
| BL 200-6 | 800 | 1,5 | 24 |
| BL 300-6 | 900 | 1,6 | 33 |
| BL 450-8 | 1200 | 2,0 | 33 |
| BL 550-8 | 1250 | 2,1 | 33 |

Protection: max. 1.5 times of nominal current

Ordering Example



Please Note

We supply a detailed operating manual with every order. Nevertheless, we would point out that brakes are only as safe as the servicing and maintenance performed while they are in operation. The guarantee for the correct functioning of our brakes is only valid if the user adheres to the German DIN standard 15434 part 2 (drum and disc brakes, servicing and maintenance in operation), or to comparable standards in his own country.



PINTSCH BUBENZER Service

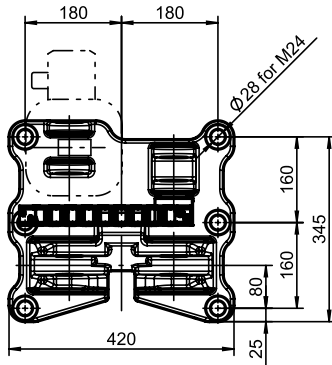
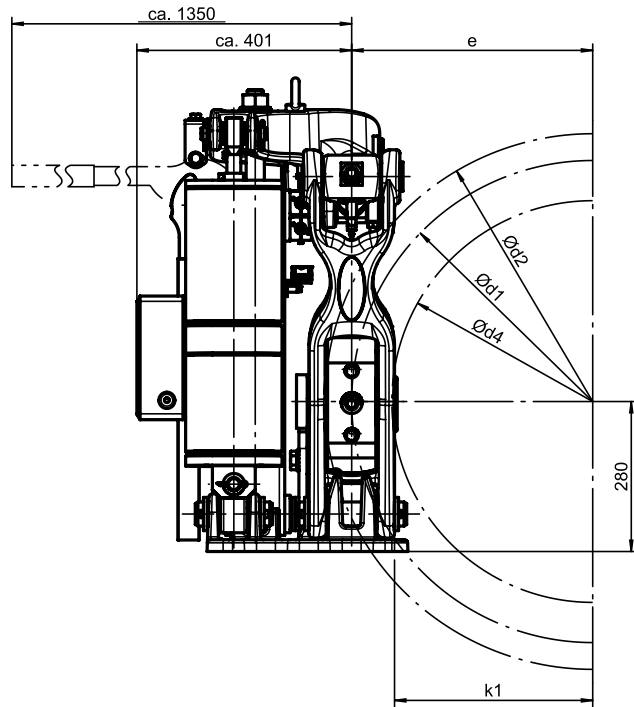
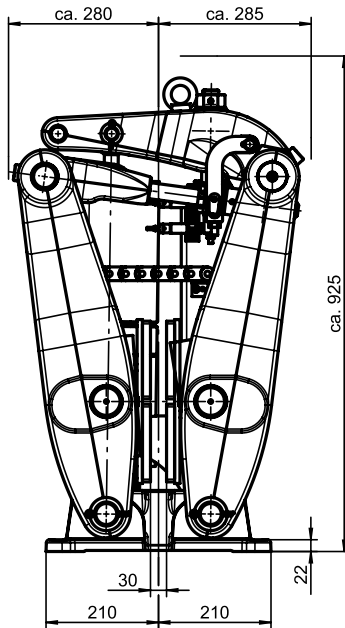
This includes the verification of the brake selection, if required. A detailed questionnaire is provided for this purpose. Installation and commissioning on-site by PINTSCH BUBENZER service engineers is possible. Drawings as DWG/DXF files for your engineering department are available upon request.

Disc Brake SB 28.3 with BUEL®

Dimensions and technical data



Rev. 03-17



*) Average static friction factor of standard material combination

**) Only for BL 125-6 with brake disc-Ø 450 mm

The friction coefficient is subject to fluctuations depending on operational-, material- and ambient-conditions! This must be considered during the selection!

All dimensions in mm

Alterations reserved without notice

For crane brake layout use safety factors documented in the FEM 1.001, Section 1

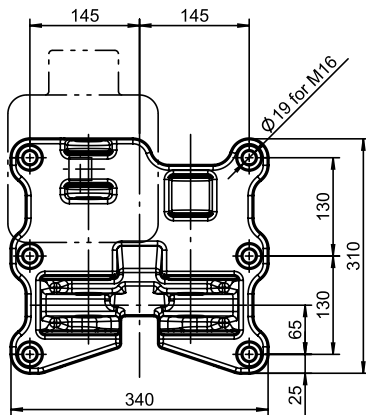
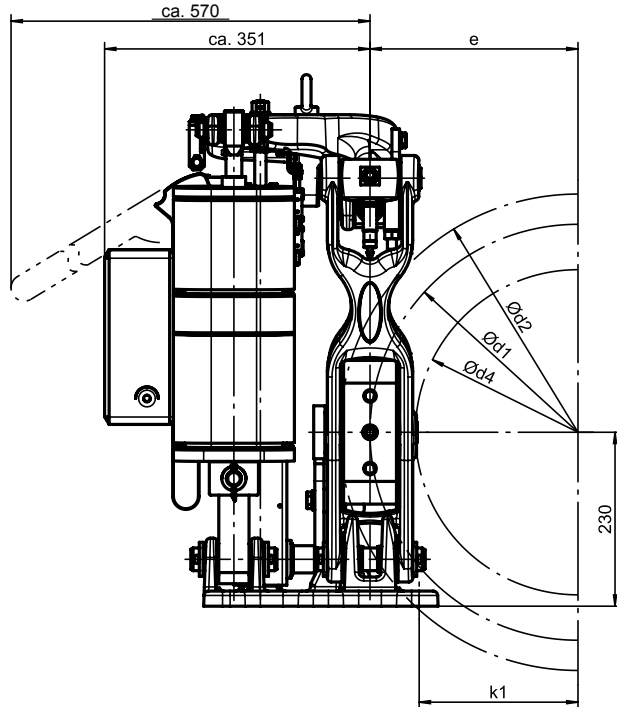
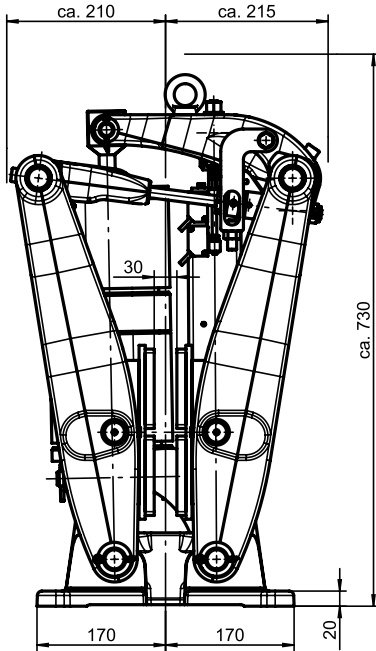
| Weight without thruster: ca. 270 kg | | | Thruster type | | BL 125-6 (Weight: 24 kg) | | | BL 200-6 (Weight: 24 kg) | | | BL 300-6 (Weight: 33 kg) | | | BL 450-8 (Weight: 33 kg) | | | BL 550-8 (Weight: 33 kg) | | | |
|--|------------------|------------------|--------------------|-----|--|--|---|--|--|---|--|--|---|--|--|---|--|--|---|--|
| | | | Contact force in N | | 22500 | | | 35000 | | | 50000 | | | 65000 | | | 80000 | | | |
| Disc-Ø d2 | Friction-Ø d1 | Max. hub-Ø d4 | e | k1 | *M _{Bmax.} (Nm) at μ = 0,4 | *M _{Bmin.} (Nm) at μ = 0,4 | *M _{Bmin.} (% from M _{Bmax.}) | *M _{Bmax.} (Nm) at μ = 0,4 | *M _{Bmin.} (Nm) at μ = 0,4 | *M _{Bmin.} (% from M _{Bmax.}) | *M _{Bmax.} (Nm) at μ = 0,4 | *M _{Bmin.} (Nm) at μ = 0,4 | *M _{Bmin.} (% from M _{Bmax.}) | *M _{Bmax.} (Nm) at μ = 0,4 | *M _{Bmin.} (Nm) at μ = 0,4 | *M _{Bmin.} (% from M _{Bmax.}) | *M _{Bmax.} (Nm) at μ = 0,4 | *M _{Bmin.} (Nm) at μ = 0,4 | *M _{Bmin.} (% from M _{Bmax.}) | |
| 450 | 350 | 175 (200**) | 175 | 95 | 3150 | 1575 | 50 | | | | | | | | | | | | | |
| 500 | 400 | 225 | 200 | 120 | 3600 | 1800 | 50 | | | | | | | | | | | | | |
| 560 | 460 | 285 | 230 | 150 | 4140 | 2070 | 50 | 6440 | 3220 | 50 | | | | | | | | | | |
| 630 | 530 | 355 | 265 | 185 | 4770 | 2385 | 50 | 7420 | 3710 | 50 | 10600 | 5830 | 55 | | | | | | | |
| 710 | 610 | 435 | 305 | 225 | 5490 | 2745 | 50 | 8540 | 4270 | 50 | 12200 | 6710 | 55 | 15860 | 7930 | 50 | 19520 | 9760 | 50 | |
| 800 | 700 | 525 | 350 | 270 | 6300 | 3150 | 50 | 9800 | 4900 | 50 | 14000 | 7700 | 55 | 18200 | 9100 | 50 | 22400 | 11200 | 50 | |
| 900 | 800 | 625 | 400 | 320 | | | | | | | 16000 | 8800 | 55 | 20800 | 10400 | 50 | 25600 | 12800 | 50 | |
| 1000 | 900 | 725 | 450 | 370 | | | | | | | 18000 | 9900 | 55 | 23400 | 11700 | 50 | 28800 | 14400 | 50 | |

Disc Brake SB 23.3 with BUEL®

Dimensions and technical data



Rev. 03-17



*) Average static friction factor of standard material combination

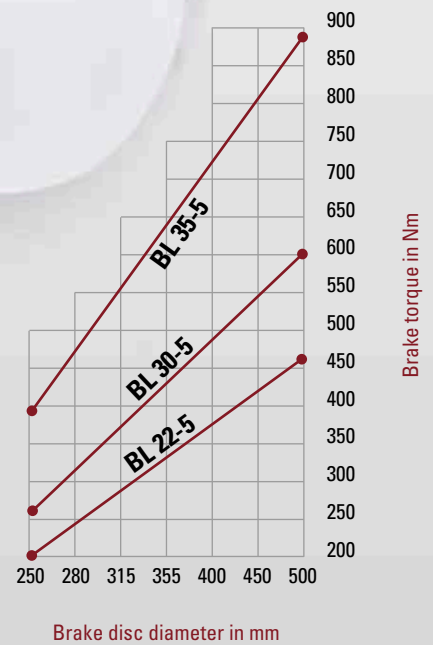
The friction coefficient is subject to fluctuations depending on operational-, material- and ambient-conditions! This must be considered during the selection!

All dimensions in mm
Alterations reserved without notice

For crane brake layout use safety factors documented in the FEM 1.001, Section 1

| Weight without thruster: ca. 99 kg | | | Thruster type | | BL 35-5 (Weight: 16 kg) | | | BL 50-6 (Weight: 16 kg) | | | BL 80-6 (Weight: 21 kg) | | |
|---------------------------------------|------------------|------------------|--------------------|------|--|--|--|--|--|--|--|--|--|
| | | | Contact force in N | | 6845 | | | 10750 | | | 20500 | | |
| Disc-Ø d2 | Friction-Ø d1 | Max. hub-Ø d4 | e | k1 | *M _{Brmax.} (Nm) at μ = 0,4 | *M _{Brmin.} (Nm) at μ = 0,4 | *M _{Brmin.} (% from M _{Brmax.}) | *M _{Brmax.} (Nm) at μ = 0,4 | *M _{Brmin.} (Nm) at μ = 0,4 | *M _{Brmin.} (% from M _{Brmax.}) | *M _{Brmax.} (Nm) at μ = 0,4 | *M _{Brmin.} (Nm) at μ = 0,4 | *M _{Brmin.} (% from M _{Brmax.}) |
| 355 | 275 | 145 | 137,5 | 72,5 | 755 | 378 | 50 | | | | | | |
| 400 | 320 | 190 | 160 | 95 | 875 | 438 | 50 | 1375 | 825 | 60 | 2625 | 1313 | 50 |
| 450 | 370 | 240 | 185 | 120 | 1015 | 508 | 50 | 1590 | 954 | 60 | 3035 | 1518 | 50 |
| 500 | 420 | 290 | 210 | 145 | 1150 | 575 | 50 | 1805 | 1083 | 60 | 3445 | 1723 | 50 |
| 560 | 480 | 350 | 240 | 175 | 1315 | 658 | 50 | 2065 | 1239 | 60 | 3935 | 1968 | 50 |
| 630 | 550 | 420 | 275 | 210 | 1505 | 753 | 50 | 2365 | 1419 | 60 | 4510 | 2255 | 50 |
| 710 | 630 | 500 | 315 | 250 | 1725 | 863 | 50 | 2710 | 1626 | 60 | 5165 | 2583 | 50 |

Disc Brake SB 16 with BUEL®



PINTSCH BUBENZER
is certified according to
DIN EN ISO 9001:2015



Easy Maintenance



High Performance



Reliable



Robust Design



Self-Centering

Description SB 16 with BUEL®



Main Features

- Limit switch release control
- Manual release lever with or without lock
- Self-centering of brake arms by cam disc and roller
- Automatic wear compensator
- Sintered linings for high friction speeds
- Organic, non-asbestos linings for low friction speeds
- Continuously adjustable brake spring with torque scale and wear bushing enclosed in a spring tube
- Stainless steel pins and spindles
- Maintenance-free bushings in all hinge points
- Right or left-hand design
- W-execution (special anti-corrosion protection)

Options

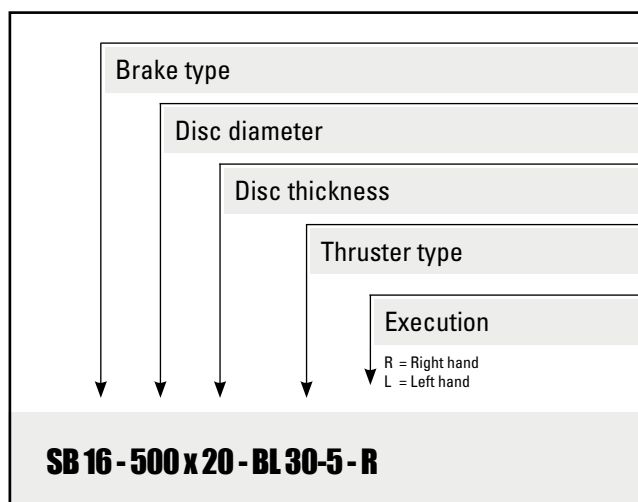
- Limit switch wear control
- Limit switch manual release
- Monitoring systems (e.g. VSR/CMB)
- Brake disc with hub or coupling

BUEL® Thrusters, Technical Data

| Thruster Type | Power (W) | Curr. (A) at 400 V | Weight (kg) |
|---------------|-----------|--------------------|-------------|
| BL 22-5 | 150 | 0,4 | 11 |
| BL 30-5 | 160 | 0,4 | 13 |
| BL 35-5 | 350 | 0,6 | 16 |

Protection: max. 1.5 times of nominal current

Ordering Example



Please Note

We supply a detailed operating manual with every order. Nevertheless, we would point out that brakes are only as safe as the servicing and maintenance performed while they are in operation. The guarantee for the correct functioning of our brakes is only valid if the user adheres to the German DIN standard 15434 part 2 (drum and disc brakes, servicing and maintenance in operation), or to comparable standards in his own country.



PINTSCH BUBENZER Service

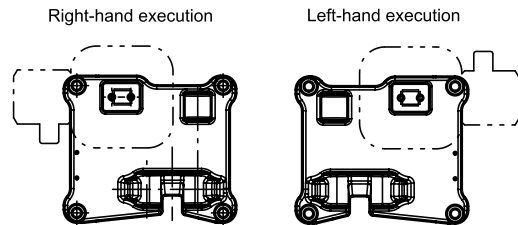
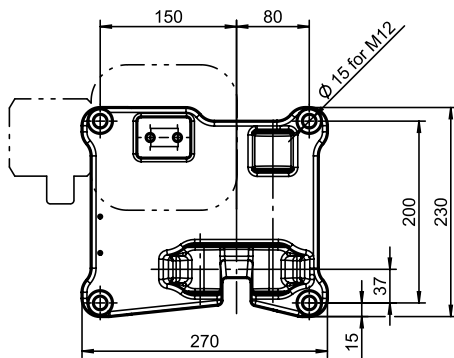
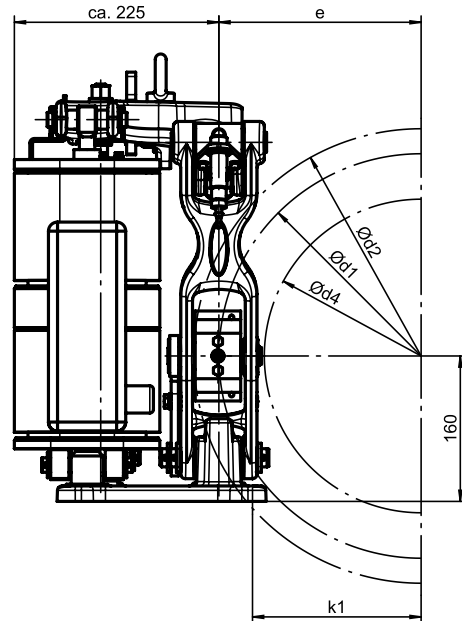
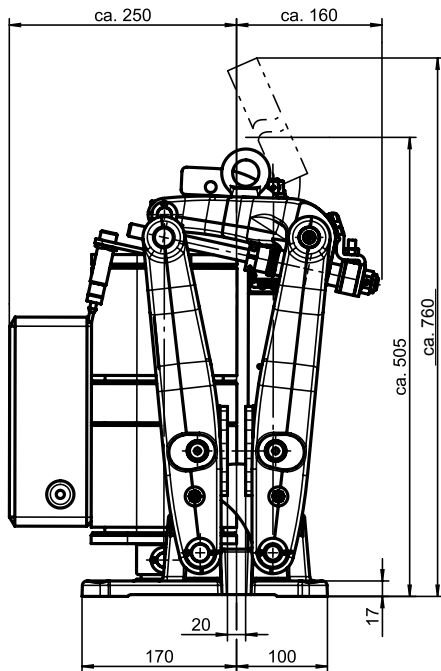
This includes the verification of the brake selection, if required. A detailed questionnaire is provided for this purpose. Installation and commissioning on-site by PINTSCH BUBENZER service engineers is possible. Drawings as DWG/DXF files for your engineering department are available upon request.

Disc Brake SB 16 with BUEL®

Dimensions and technical data



Rev. 02-17



All dimensions in mm
Alterations reserved without notice

For crane brake layout use safety factors documented in the FEM 1.001, Section 1

*) Average static friction factor of standard material combination

The friction coefficient is subject to fluctuations depending on operational-, material- and ambient-conditions!
This must be considered during the selection!

| Weight without thruster: ca. 37 kg | | | Thruster type | | BL 22-5 (Weight: 11 kg) | | | BL 30-5 (Weight: 13 kg) | | | BL 35-5 (Weight: 16 kg) | | |
|---------------------------------------|------------------|------------------|--------------------|-------|---|---|--|---|---|--|---|---|--|
| Disc-Ø d2 | Friction-Ø d1 | Max. hub-Ø d4 | Contact force in N | | 2610 | | | 3400 | | | 5000 (on request) | | |
| | | | e | k1 | *M _{Bmax.} (Nm) at μ = 0,4 | *M _{Bmin.} (Nm) at μ = 0,4 | *M _{Bmin.} (% from M _{Bmax.}) | *M _{Bmax.} (Nm) at μ = 0,4 | *M _{Bmin.} (Nm) at μ = 0,4 | *M _{Bmin.} (% from M _{Bmax.}) | *M _{Bmax.} (Nm) at μ = 0,4 | *M _{Bmin.} (Nm) at μ = 0,4 | *M _{Bmin.} (% from M _{Bmax.}) |
| 250 | 195 | 95 | 97,5 | 60,5 | 205 | 103 | 50 | 265 | 133 | 50 | 390 | 195 | 50 |
| 280 | 225 | 125 | 112,5 | 75,5 | 235 | 118 | 50 | 305 | 153 | 50 | 450 | 225 | 50 |
| 315 | 260 | 160 | 130 | 93 | 270 | 135 | 50 | 355 | 178 | 50 | 520 | 260 | 50 |
| 355 | 300 | 200 | 150 | 113 | 315 | 158 | 50 | 410 | 205 | 50 | 600 | 300 | 50 |
| 400 | 345 | 245 | 172,5 | 135,5 | 360 | 180 | 50 | 470 | 235 | 50 | 690 | 345 | 50 |
| 450 | 395 | 295 | 197,5 | 160,5 | 410 | 205 | 50 | 535 | 268 | 50 | 790 | 395 | 50 |
| 500 | 445 | 345 | 222,5 | 185,5 | 465 | 233 | 50 | 605 | 303 | 50 | 890 | 445 | 50 |



3rd edition

PINTSCH BUBENZER GmbH

Friedrichshuettenstr. 1
D-57548 Kirchen-Wehbach
Phone + 49 27 41/94 88-0

Huenxer Str. 149
D-46537 Dinslaken
Phone + 49 20 64/602-0

www.pintschbubenzler.com